

My Way is The Best 《我的方法最好》



Book information

Authors	Woo Yen Yen and Colin Goh
Translator	Tan Dan Feng
Illustrator	Colin Goh
Synopsis	Baozi and Xiajiao argue over the best technique for teaching Shaomai how to bounce on a Boing Boing Bat, so Shaomai has to find his own way.
Theme	It's hard to learn something new, and we must not give up. We must also think through what others are telling us and find our own way.

Everyday practice suggestions



Celebrate and embrace mistakes

The key idea in “My Way is the Best” is embracing the learning process and all its ups and downs. One way of helping our children succeed is through celebrating and embracing mistakes, as expressed by Professor Carol Dweck in “Mindset” where she talks about the kind of mindset that leads to growth. What this means in the process of language learning is for adults to avoid saying “I am bad at Chinese” or “I am bad at riding a bicycle” but just to acknowledge that “I don’t know this word in Chinese” and then proceed to find out what it means. This is something we can model for our kids. And when our kids make mistakes, instead of making judgements such as “You’re always so careless”, which assumes that being careless is “fixed”, we can ask kids themselves to articulate a good way of solving the problem or of remembering a word. And don’t shy away from telling stories of your own mistakes and failures. They are important for kids to understand the learning process.



Retelling stories

Retelling stories are a great way for kids to organize what they have just read and also to find their own interpretations. We can invite kids to retell stories verbally, through drawings, or through using their toys. They can also retell stories by telling it as an all-girl cast, all-boy cast, as an all-cowboy cast, etc.

Everyday practice suggestions



Practice reading aloud

Listen and practice using the Dim Sum Warriors Mobile Comic Reader App every day. Look for “My Way is the Best” and try “Voice Practice” about 5 to 10 phrases a day. Some kids enjoy challenging themselves and their friends and families to longer and longer sentences. When your child feels confident, record the whole book using your family’s voices using the recording function in “Read”. It’s a lot of fun to have the whole book in your own voices.



JAM with the Dim Sum Warriors

After reading the book, go to our online Club HUB to play our recorded JAM sessions <https://www.dimsum-warriors.com/club/>. Look for the ones connected to “My Way is the Best”. Have your kids draw, and better still, draw together with them. These sessions extend the learning from the books to new vocabulary and cool tools for reading, writing, and creating. They will make learning come alive for your kids, and it’s a great way to encourage creativity by being creative with the kids. Or join us for the LIVE sessions on Saturday mornings.



Book Discussion

Making connections between the text and self

After reading “My Way is the Best”, chat with kids using the following prompts so that kids can make “text to self” connections. Pepper the conversation liberally and casually with the key words that are used in the text. You can tag the word as lists in this packet up on your wall as an easy reference.

Questions for parent and child to answer and discuss

Parents, please share your experiences as a child too:

- Shaomai is trying to learn to play with the Boing Boing Bat. Have you ever failed at doing something or have you ever been bad at doing something?
- How do you feel when you fail at something? What did that feel like? How is that compared to what Shaomai is feeling?
- Think of the times when you succeeded at something. How did you get to success?




Story retelling and re-creation using Shaomai's emotions

- **Revisit** JAM session dated October 24th in the Club Hub: <https://www.dimsumwarriors.com/lesson/food-with-feelings-october-24-2020/>
- Kids can **draw** the different emotions of Shaomai's learning journey.
- Ask kids to **re-tell** the story using those emotions.
- **Create:** use some of these words and find new words to draw your own learning journey. Maybe it's learning to swim, learning to ride a bicycle, learning to play a game.



Draw!




Shaomai has different emotions in his learning journey. Draw his emotions in the boxes below.



惊讶的 shocked

生气 angry

自暴自弃 self-defeating



好奇 curious

开心/乐在其中 joyful/ pleased

痛 in pain



Draw!

This is my learning journey when I was learning to _____.

这是我学习 _____ 过程中的心情。

--	--	--

--	--	--

NAME: _____ DATE: _____ / _____ / _____

Create!

In “My Way is the Best”, a whisk was used as a toy. Invent your own toy using a kitchen tool. Go check out what’s in your kitchen and see what looks like a toy! What name would you give your toy in English and Chinese?

Name of the tool in English

Name of the tool in Chinese

Create a name in English!


Create a name in Chinese!



NAME: _____ DATE: _____ / _____ / _____

Verbs! 动词!


Draw a picture of the actions you see. Fill in the blanks with suitable Chinese characters



飞


Fēi

soar/ fly




wān

lean/ bend




tiào

Jump




dūn

Squat



hūxī

Breathe



kòngzhì

control






SIGHT WORDS LIST

Level 1

Study these words and learn to write them. You can also challenge yourself by going to “My Way is the Best” in the APP and playing the BOING BOING BALL GAME. Break these up over many days so that it’s not too much for one day. Skip the words you already know.

of / belonging to	的	dè
most	最	zuì
this	这	zhè
no / do not	不	bù
look	看	kàn
arrive / until / already	到	dào
all	都	dōu






SIGHT WORDS LIST

Level 1

Study these words and learn to write them. You can also challenge yourself by going to “My Way is the Best” in the APP and playing the BOING BOING BALL GAME. Break these up over many days so that it’s not too much for one day. Skip the words you already know.


will	会	huì
that	那	nà
again	再	zài
toward	向	xiàng
above / upward	上	shàng
below, downward	下	xià



SIGHT WORDS LIST SOUND

Note to parents: we have deliberately made the examples on the right easy to read and explain for kids and families who are English-dominant.

Ahhhh	啊	a	“啊! I’ m falling!”
Boing / Boom	嘞	bēng	The Boing Boing Bat is going “嘞! 嘞! 嘞!”
Sigh	唉	āi	唉! The Boing Boing Bat is way too hard!
Hey	嘿	hēi	嘿 Shaomai! What are you doing?
Wow	哇	wā	哇! You’ re really good at the Boing Boing Bat!




Word List: Level 1

Study these words and learn to write them. You can also challenge yourself by going to “My Way is the Best” in the APP and playing the EGGSPLOSION GAME. Break these up over many days so that it’s not too much for one day.

Skip the words you already know.


Note to parents: we have deliberately made the examples on the right easy to read and explain for kids and families who are English-dominant. You can use example 1 or example 2, whichever fits your level better.

best	最好	zuì hǎo	1. My way of playing with the Boing Boing Bat is 最好! 2. 我玩蹦蹦棒的方法最好!
soar / fly	飞	fēi	1. Do you think you can 飞 to the sky on the Boing Boing Bat? 2. 你能用蹦蹦棒飞上天吗?
believe	信	xìn	1. To master the Boing Boing Bat, you must have 自信. 2. 你要有自信,才能学会蹦蹦棒。



Word List: Level 1

easy	容易	róngyì	1. You will need a lot of practice because it's not 容易 at all to master the Boing Boing Bat! 2. 要学会蹦蹦棒很不容易,所以你要多练习。
quickly	快	kuài	1. Wow! You learn very 快! You have mastered the Boing Boing Bat in such a short time! 2. 哇!你学好快!一下就学会了!
younger brother	弟弟	dìdì	1. Shaomai is Xiajiao's 弟弟. 2. 烧卖是虾饺的弟弟。





Writing Worksheet: Level 1

最	最	最	最	最	最
---	---	---	---	---	---

最	最	最	最	最	最
---	---	---	---	---	---

最	最	最	最	最	最
---	---	---	---	---	---

好	好	好	好	好	好
---	---	---	---	---	---

好	好	好	好	好	好
---	---	---	---	---	---



Writing Worksheet: Level 1

飞	飞	飞	飞	飞	飞

信	信	信	信	信	信

信	信	信	信	信	信

Writing Worksheet: Level 1

容	容	容	容	容	容
---	---	---	---	---	---

容	容	容	容	容	容
---	---	---	---	---	---

易	易	易	易	易	易
---	---	---	---	---	---

易	易	易	易	易	易
---	---	---	---	---	---



Writing Worksheet: Level 1

快	快	快	快	快	快
---	---	---	---	---	---

快	快	快	快	快	快
---	---	---	---	---	---

弟	弟	弟	弟	弟	弟
---	---	---	---	---	---

弟	弟	弟	弟	弟	弟
---	---	---	---	---	---



Word List: Level 2

Study these words and learn to write them. You can also challenge yourself by going to “My Way is the Best” in the APP and playing the EGGSPLOSION GAME. Break these up over many days so that it’s not too much for one day. Skip the words you already know.

Note to parents: we have deliberately made the examples on the right easy to read and explain for kids and families who are English-dominant. You can use example 1 or example 2, whichever fits your level better.

way	方法	fāngfǎ	1. What is Baozi’s 方法 for mastering the Boing Boing Bat? 2. 包子是用什么方法學會蹦蹦棒的？
squat	蹲	dūn	1. You must have strong knees to 蹲 for a long time. 2. 要长时间蹲着，膝盖一定要很强壮。
breathe	呼吸	hūxī	1. Whenever you feel nervous, you must remember to 呼吸 deeply. 2. 紧张的时候，切记要深呼吸。
like	喜欢	xǐhuān	1. Baozi 喜欢Xiajiao and Shaomai because they are kind and friendly. 2. 包子很喜欢虾饺和烧卖，因为他们善良又友善。



Writing Worksheet: Level 2

方	方	方	方	方	方
---	---	---	---	---	---

法	法	法	法	法	法
---	---	---	---	---	---

法	法	法	法	法	法
---	---	---	---	---	---

蹲	蹲	蹲	蹲	蹲	蹲
---	---	---	---	---	---

Writing Worksheet: Level 2

蹲	蹲	蹲	蹲	蹲	蹲
---	---	---	---	---	---

蹲	蹲	蹲	蹲	蹲	蹲
---	---	---	---	---	---

蹲	蹲	蹲	蹲	蹲	蹲
---	---	---	---	---	---

呼	呼	呼	呼	呼	呼
---	---	---	---	---	---

呼	呼	呼	呼	呼	呼
---	---	---	---	---	---



Writing Worksheet: Level 2

吸	吸	吸	吸	吸	吸
---	---	---	---	---	---

吸	吸	吸	吸	吸	吸
---	---	---	---	---	---

喜	喜	喜	喜	喜	喜
---	---	---	---	---	---

喜	喜	喜	喜	喜	喜
---	---	---	---	---	---

喜	喜	喜	喜	喜	喜
---	---	---	---	---	---



Writing Worksheet: Level 2

欢	欢	欢	欢	欢	欢

欢	欢	欢	欢	欢	欢

蹲					呼				

吸					喜				

Word List: Level 3

Note to parents: we have deliberately made the examples on the right easy to read and explain for kids and families who are English-dominant. You can use example 1 or example 2, whichever fits your level better.

control

控制

kòng-
zhì

1. The Boing Boing Bat is quite hard to 控制. It keeps going in different directions!

2. 蹦蹦棒好难控制，它一直往不同方向跑！

demonstrate/
show

示范

shìfàn

1. Xiajiao has already 示范 so many times to Shaomai, but he still can't do it.

2. 虾饺已经示范好多次给烧卖看了，但他还是做不到。

bend

弯

wān

1. Baozi can 弯 forward really deeply to touch his toes.

2. 包子能弯得很下去，甚至碰到脚趾。





Word List: Level 3

fun / in-
teresting

有趣

yǒuqù

1. Boing Boing bats are so 有趣!
You can spend hours playing with
them and not get bored!

2. 蹦蹦棒真有趣!可以玩很久也不会
腻。

try

试

shì

1. Shaomai overcame his fear and
试 riding the Boing Boing Bat for
the first time!

2. 烧卖突破自己的恐惧,第一次试骑
蹦蹦棒!

suck/
breathe in

吸气

xīqì

1. If you 吸气, you have to remem-
ber to breathe out, otherwise,
you will explode!

2. 吸气时,要记得吐出来,不然就会
爆炸!

give up

放弃

fàngqì

1. Even though riding the Boing
Boing Bat was difficult for him,
Shaomai did not 放弃 and finally
succeeded!

2. 虽然蹦蹦棒对烧卖来说很难,他不
但没放弃,最后还成功了!



Writing Worksheet: Level 3

控	控	控	控	控	控
---	---	---	---	---	---

控	控	控	控	控	控
---	---	---	---	---	---

制	制	制	制	制	制
---	---	---	---	---	---

制	制	制	制	制	制
---	---	---	---	---	---

Writing Worksheet: Level 3

示	示	示	示	示	示
---	---	---	---	---	---

示									
---	--	--	--	--	--	--	--	--	--

范	范	范	范	范	范
---	---	---	---	---	---

范	范	范	范	范	范
---	---	---	---	---	---

--	--	--	--	--	--	--	--	--	--

弯	弯	弯	弯	弯	弯
---	---	---	---	---	---



Writing Worksheet: Level 3

弯	弯	弯	弯	弯	弯
弯	弯	弯	弯	弯	弯

有	有	有	有	有	有
有	有	有	有	有	有

有	有	有	有	有	有
有	有	有	有	有	有

趣	趣	趣	趣	趣	趣
趣	趣	趣	趣	趣	趣



Writing Worksheet: Level 3

趣	趣	趣	趣	趣	趣
---	---	---	---	---	---

趣	趣	趣	趣	趣	趣
---	---	---	---	---	---

试	试	试	试	试	试
---	---	---	---	---	---

试	试	试	试	试	试
---	---	---	---	---	---



Writing Worksheet: Level 3

吸	吸	吸	吸	吸	吸
---	---	---	---	---	---

吸	吸	吸	吸	吸	吸
---	---	---	---	---	---

气	气	气	气	气	气
---	---	---	---	---	---

放	放	放	放	放	放
---	---	---	---	---	---



Writing Worksheet: Level 3

放	放	放	放	放	放
---	---	---	---	---	---

弃	弃	弃	弃	弃	弃
---	---	---	---	---	---

弃	弃	弃	弃	弃	弃
---	---	---	---	---	---

